



# PHENOLIC - BLACKCORE

## STANDARD SHIP



920-58 ALMOND




7708-58 FLAX GAUZE



7022-58 NATURAL CANVAS



7812-58 MDF SOLIDZ



692-58 FOLKSTONE CELESTA




\* 8830-58 ELEMENTAL CONCRETE



\* 8831-58 ELEMENTAL STONE



7213-58 EARTH WASH



927-58 FOLKSTONE



961-58 FOG



912-58 STORM




837-58 GRAPHITE




914-58 MARINE BLUE



7018-58 NAVY GRAFIX



515-58 GRAPHITE GRAFIX



909-58 BLACK

- Over 10 stalls consult factory.
- \* Directional patterns on panels larger than 59" wide will require the pattern to run horizontally to the doors and pilasters.
- ⚙ For selections other than standard colors, contact Metpar for price.
- ! Swatches are a printed representation of the color. Please view an actual sample prior to making your final selection. Request samples via [samples@metpar.com](mailto:samples@metpar.com)



516-333-2600



SALES@METPAR.COM



WWW.METPAR.COM